



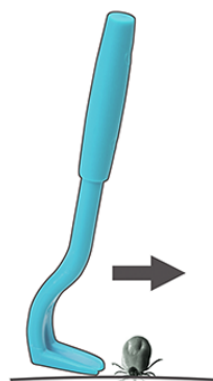
Removes the tick quickly and painlessly,
 minimising the transfer of tick-borne infections




AVAILABLE HERE



Choose the most suitable Tick Twister® tool, according to the size of the tick (each pack contains two sizes, one for adult ticks and one for the tiny nymph ticks).



Engage the tool by approaching the tick from the side (the body of the tick is flat when unfed) until it is held securely.



Lift the tool very lightly and **TWIST IT** (clockwise or counter-clockwise). The tick detaches itself after 2-3 rotations.

NEVER:



Smother the tick in Petroleum Jelly or any other substance

This can stress the tick, causing it to regurgitate



Burn the tick

Heat makes the tick salivate, increasing exposure to pathogens



Use your fingers

Infection may enter via any breaks in your skin



Squeeze the body of a tick

This may cause the head and body to separate, leaving the head embedded in skin